

Product Release Notes for Rosterfy 2.0 – 2nd November 2020

Contents

General.....	2
New module – Headcount.....	2
New rule logic AND/OR.....	3
Portal Content added from checkpoint.....	4
Dates exported in standard format.....	4
Users	5
Custom invitations.....	5
Additional System translations	5
Approve/manage profile picture in user listing	6
Event	6
Check in/out at shift user listing	6
Team leader mode always available for admin.....	7
Default shift feedback for organisation.....	7
Integrations.....	7
OpenID single sign-on.....	7

General

New module – Headcount

The new module headcount planning is to assist in organising your users that you are ready to make a role offer. The module contains:

Functional area

An Functional area is an organizational unit for a number of related job titles

Functional Areas						Create
ID	Name	Name (Portal)	Code	Target	Users	
2	Default	Default	default	0	0	
8	Accreditation	Accreditation	acr1	50	98	

Showing 1 to 2 of 2 results Per Page 10

Job title

The role that the volunteer can perform

Accreditation Job Titles			Create
ID	Name	Name (Portal)	Code
13	Accreditation	Accreditation	ax1

Showing 1 to 1 of 1 results Per Page 10

Location

Location of the role which could be the city or country

Locations				Create
ID	Name	Code	Date/Time Added	
2	Default	default	Nov 2, 2020 7:16 AM	
7	London	uk	Nov 2, 2020 3:22 PM	

Showing 1 to 2 of 2 results Per Page 10

Venue

The stadium or facility of the role

London			
Venues			
+ Create			
Actions			
ID	Name	Code	
7	Wembley	ukv	
Showing 1 to 1 of 1 results			Per Page 10

Role offer

An overview of the job titles that have been offered based on the Job title, location and venue

Role offers											
+ Create											
Actions											
<input type="checkbox"/>	ID	Functional Area	Job Title	Location	Venue	Publish	Demand	Pending	Accepted	Rejected	Overview
<input type="checkbox"/>	13	Accreditation	Accreditation	London	Wembley	Yes	5	1	0	0	
Showing 1 to 1 of 1 results											Per Page 10

New rule logic AND/OR

When creating a filter on the listing you can now use an AND logic and OR logic within the filter to give your search more flexibility

Advanced Filters

Filters

≡ Group Is Equal To Accreditation ✕

≡ **AND** Is Equal To User Checkpoint Approved volunteer ✕

≡ **OR** Is Equal To User Type Workforce ✕

[+ Add Filter](#)

Saved Filters

[+ Save current filters](#)

Saved

[Select](#)

[Apply](#)

[Clear current filters](#)
[Cancel](#)

Portal Content added from checkpoint

As part of the user journey and creating a checkpoint, you are now able to go directly to the checkpoints respective portal dashboard to design what user see.

Update Checkpoint 14

Approved volunteer Actions

General Permissions

Portal Content
View Users

Name * Approved volunteer

Portal Label *

Sort Order * 0

Save

Dates exported in standard format

All dates and times that are exported from a listing are in a format that allows for re-import.









C	D
Date/Time From	Date/Time To
2020-11-03T00:00	2020-11-03T06:00
2020-11-03T00:00	2020-11-03T06:00
2020-11-03T00:00	2020-11-03T06:00
2020-11-03T00:00	2020-11-03T06:00
2020-11-03T00:00	2020-11-03T06:00

This is to speed up any bulk changes that need to be done via data import.

Custom invitations

When sending an invitation, you are able to select a specific registration form, user type and checkpoint to be created at account creation. This is useful for creating different user type.

Create Invitation

Name	Workforce
Invitation Link	The link will be generated once the invitation is created 
Different landing page content?	<input type="checkbox"/>
Custom Registration Form	Workforce  
Add to Groups	Select option 
User Type	Workforce  
User Checkpoint	Default  

[Save](#) [Save & Create Another](#)

Additional System translations

Translations that are currently on the system are English (US), English (UK), English (AU), English (BB), Spanish (ES), Dutch (NL), German (DE). The update further customises the local phrases, so if using English (UK) you see county instead of state for example.

Approve/manage profile picture in user listing

Profile pictures that are available in user or group user listing can now be edited. Once edited you can manage the profile picture verification or edit the picture.

Users [+ Invite User](#)

Actions - Filter, Grid, Refresh

<input type="checkbox"/>	Profile Picture	Full Name	ID	First Name	Date of Birth	Checkpoint	Type	Postal Code	custom boolean attribute	Profile Picture Status
<input type="checkbox"/>		Reina Renner	22834318	Reina	Jul 25, 1971	Approved volunteer	Volunteer	18302	Yes	
<input type="checkbox"/>		Anais Greenfelder	22834323	Anais	Nov 19, 1950	Approved volunteer	Volunteer	30263-9327	Yes	
<input type="checkbox"/>		Clementina Hettinger	22834324	Clementina	Jun 27, 1967	Approved volunteer	Volunteer	42664	Yes	
<input type="checkbox"/>		Marian Kuhlman	22834326	Marian	Aug 5, 1961	Approved volunteer	Volunteer	05536-6945	Yes	
<input type="checkbox"/>		Katelynn Streich	22834329	Katelynn	Jul 29, 1990	Approved volunteer	Volunteer	79001-8410	Yes	
<input type="checkbox"/>		Marianna Beier	22834356	Marianna	Dec 8, 1978	Default	Workforce	91845	Yes	

Showing 1 to 6 of 6 results Per Page 10

Event

Check in/out at shift user listing

The shift user listing now contains a button to checkin and check out a user to add flexibility to the admin checkin process.

team_leader_event - Shift_0 [+ Add](#)

Users

Nov 3, 2020 12:00 AM (+11:00 AEDT) to Nov 3, 2020 6:00 AM (+11:00 AEDT) 10

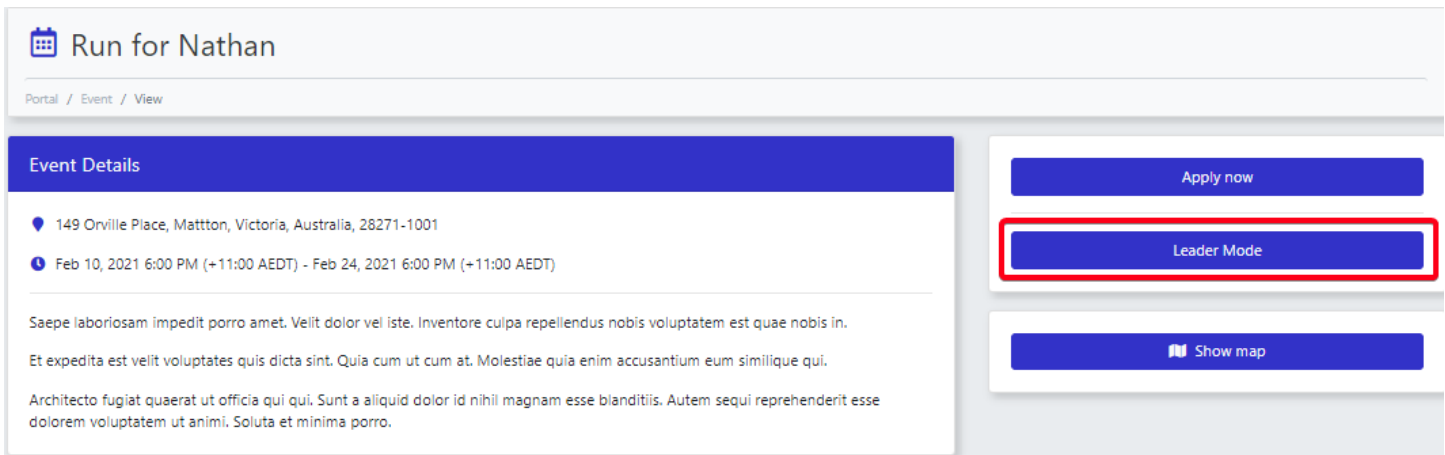
Actions - Filter, Grid, Refresh

<input type="checkbox"/>	Picture	User Name	Status	Check in Date/Time	Check out Date/Time
<input type="checkbox"/>		★ Leader Testing	Attended	03/11/2020 04:01 <small>in timezone (+11:00 AEDT)</small>	Check Out
<input type="checkbox"/>		Deleted User	Rejected	Check In	
<input type="checkbox"/>		Admin Testing	Confirmed	Check In	
<input type="checkbox"/>		Password Testing	Confirmed	Check In	

Showing 1 to 4 of 4 results Per Page 10

Team leader mode always available for admin

Admin user with the Event/Shift permission can automatically go into leader mode to view events and checkin users.



Run for Nathan

Portal / Event / View

Event Details

149 Orville Place, Mattton, Victoria, Australia, 28271-1001

Feb 10, 2021 6:00 PM (+11:00 AEDT) - Feb 24, 2021 6:00 PM (+11:00 AEDT)

Saepe laboriosam impedit porro amet. Velit dolor vel iste. Inventore culpa repellendus nobis voluptatem est quae nobis in.

Et expedita est velit voluptates quis dicta sint. Quia cum ut cum at. Molestiae quia enim accusantium eum similique qui.

Architecto fugiat quaeerat ut officia qui qui. Sunt a aliquid dolor id nihil magnam esse blanditils. Autem sequi reprehenderit esse dolorem voluptatem ut animi. Soluta et minima porro.

Apply now

Leader Mode

Show map

Default shift feedback for organisation

The shift feedback form can now be added by default on the account level within the Event on the Organisation setting. Once added it will apply automatically to all created Events.



Default Shift Check In Form

Default Shift Attended Form

Default Shift Check Out Form

Default Post Shift Feedback Form

Allow self check-in? * No Use default?

Check-in visible attributes Select option

Save

Integrations

OpenID single sign-on

Open id SSO is now possible to allow for a simple way for an organisation to securely implement Single sign on